



# RIJEKA

Turistička zajednica grada Rijeke  
Rijeka Tourist Board

## ***TOURISM REPORT FOR THE CITY OF RIJEKA FOR 2020***

**Rijeka Tourist Board**



***Rijeka, January 2021***

**a:** Užarska 14, 51000 Rijeka, Hrvatska  
**oib:** 57909269434

**t:** +385 (0)51 315 710  
**f:** +385 (0)51 315 720

**e:** [Rijeka@visitRijeka.hr](mailto:Rijeka@visitRijeka.hr)  
**w:** [www.visitRijeka.hr](http://www.visitRijeka.hr)



# RIJEKA

Turistička zajednica grada Rijeke  
Rijeka Tourist Board

Due to the global COVID-19 pandemic and protection measures prescribed by the National Civil Protection Headquarters to contain the spread of the virus, a large number of accommodation facilities in the Rijeka area were not operational or operated at significantly reduced capacity during March, April and May of 2020, resulting in a significant decrease in tourist traffic, which then reflected on the total tourist traffic in 2020. The tourist traffic in August was significantly impacted by a large number of cancellations caused by Croatia being placed on the so-called red travel list of countries belonging to our tourism market, which was the result of Croatia's worsening epidemiological situation. The worsening of the epidemiological situation across Europe in October, November and December, as well as the reintroduction of strict protection measures, also had a significant impact on the total tourist traffic in 2020.

According to the data from the eVisitor system, on 31.12.2020 there were 1,007 registered owners of commercial accommodation facilities, 1,160 facilities with 2,661 accommodation units and 6,853 beds in the Rijeka area. The numbers include 5 hotels with 329 accommodation units and 601 beds, 1,052 facilities in households with 1,278 accommodation units and 3,390 beds, 103 facilities in other accommodation facilities (Other – campsites) with 1,054 accommodation units and 2,862 beds. There are 2,297 registered facilities with 2,335 accommodation units and 8,556 beds in non-commercial accommodation.

There were 61,694 arrivals, which is 37% of the total number of arrivals in the same period in 2019. Foreign tourists accounted for 42,143 arrivals. Foreign tourists accounted for 31% of arrivals compared to foreign tourist arrivals in 2019 and were responsible for 68% of the total arrivals. Domestic tourists accounted for 19,551 arrivals, which is 62% of the number of arrivals in the same period in 2019, and were responsible for 32% of the total number of arrivals.

There were 219,758 recorded overnight stays, which is 47% of the total number of overnight stays in the same period in 2019. Foreign tourists were responsible for 163,683 overnight stays. The number of foreign tourist overnight stays in 2020 was 42% of the foreign tourist overnight stays in 2019. Foreign tourists accounted for 74% of the total number of overnight stays. Domestic tourists were responsible for 56,075 overnight stays, which is 70% of the domestic tourist overnight stays recorded in the same period in 2019. Domestic tourists accounted for 26% of the total number of overnight stays.

In the city of Rijeka, German tourists were responsible for the most overnight stays with 33,499, followed by tourists from Italy with 17,953, the Czech Republic with 15,764, Bosnia and Herzegovina with 14,050, Serbia with 10,019, Poland with 9,950, USA with 6,410, Austria with 4,639, Ukraine with 4,367 and Slovenia with 4,171 overnight stays.

Tourists in the 19 to 30 age group are responsible for the most overnight stays with 62,972, or a 28.66% share of the total number of overnight stays. They are followed by the 31 to 40 age group with 47,831 overnight stays and a 21.77% share. Tourists from the 41 to 50 age group are responsible for 39,477 overnight stays, or a 17.96% share, while the 51 to 60 age group accounted for 25,984 overnight stays, a share of 11.82%. Tourists aged 60 and above were responsible for 15,757 overnight stays, representing 7.17% of the total overnight stays. Children under 12 accounted for 15,040 overnight stays, or 6.84% of the total number of overnight stays. Children aged 13 to 18 were responsible for 12,697 overnight stays, which is 5.78% of the total number of overnight stays.



# RIJEKA

Turistička zajednica grada Rijeke  
Rijeka Tourist Board

Foreign tourists stayed in the area for an average of 3.88 days. Domestic tourists stayed in the area for an average of 2.87 days.

The greatest number of overnight stays was recorded in private accommodation with 147,006 overnight stays, or 66.89%, followed by hotels with 30,344 overnight stays, or 13.81%, other non-commercial accommodation facilities with 24,842 overnight stays, or 11.30%, hostels with 16,324 overnight stays, or 7.43%, and inns with 1,242 overnight stays, or 0.57%.

What follows is a statistical overview of the arrivals and overnight stays recorded in 2020, compared to the same period in 2019, and an overview according to the type of accommodation and the average duration of stay.

*Table 1 Domestic and foreign tourist arrivals and overnight stays in 2020 compared to the same period in 2019*

Year	Arrivals			Overnight stays		
	Foreign	Domestic	Total	Foreign	Domestic	Total
2019	135,191	31,377	166,568	387,947	79,773	467,720
2020	42,143	19,551	61,694	163,683	56,075	219,758
Index 20/19	31	62	37	42	70	47

*Chart 1 The tourist structure in 2020 compared to the same period in 2019*

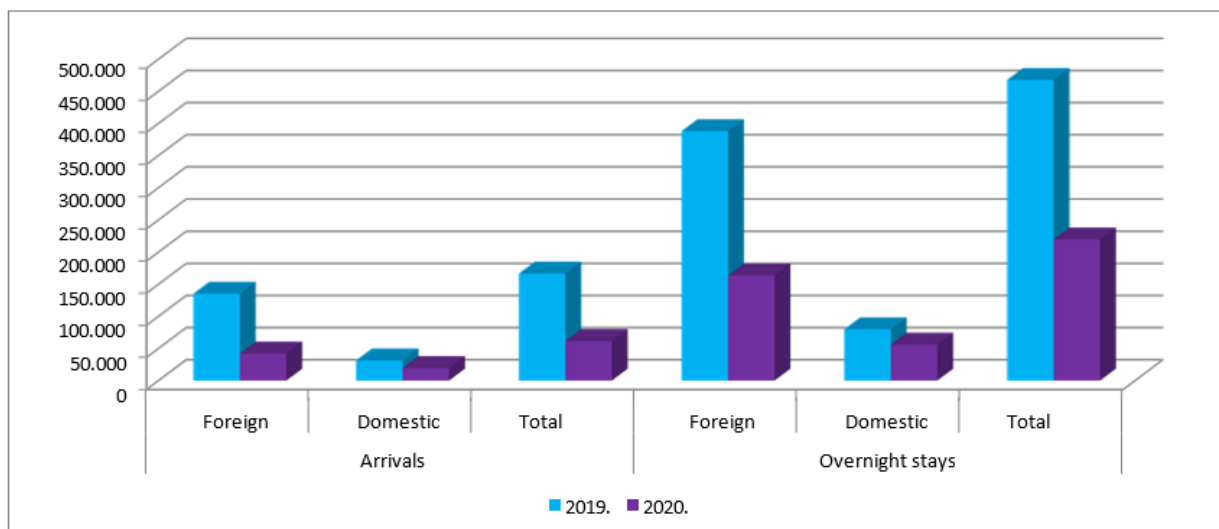




Table 2 Overview according to accommodation type and average stay in 2020

Category	Domestic		Foreign		Total		Average stay		
	Arrivals	Stays	Arrivals	Stays	Arrivals	Stays	Domestic	Foreign	Total
Hotels	6,931	12,321	7,978	18,023	14,909	30,344	1.78	2.26	2.04
Private accommodation	9,441	34,827	27,120	112,179	36,561	147,006	3.69	4.14	4.02
Inns	286	685	202	557	488	1,242	2.40	2.76	2.55
Hostels	2,642	5,668	5,435	10,656	8,077	16,324	2.15	1.96	2.02
Non-commercial accommodation	251	2,574	1,408	22,268	1,659	24,842	10.25	15.82	14.97
<b>Total:</b>	<b>19,551</b>	<b>56,075</b>	<b>42,143</b>	<b>163,683</b>	<b>61,694</b>	<b>219,758</b>	<b>2.87</b>	<b>3.88</b>	<b>3.56</b>

Table 3 Percentage share by type of accommodation in the total arrivals and overnight stays for 2020

Category	Domestic		Foreign		Total	
	Arrivals	Stays	Arrivals	Stays	Arrivals	Stays
Hotels	35.46%	21.97%	18.93%	11.02%	24.17%	13.81%
Private accommodation	48.29%	62.11%	64.35%	68.53%	59.26%	66.89%
Inns	1.46%	1.22%	0.48%	0.34%	0.79%	0.57%
Hostels	13.51%	10.11%	12.90%	6.51%	13.09%	7.43%
Non-commercial accommodation	1.28%	4.59%	3.34%	13.60%	2.69%	11.30%
<b>Total:</b>	<b>100.00%</b>	<b>100.00%</b>	<b>100.00%</b>	<b>100.00%</b>	<b>100.00%</b>	<b>100.00%</b>

Table 4 Percentage share of domestic and foreign tourists in the total arrivals and overnight stays in 2020

Share of tourists	Arrivals	Overnight stays
Share of domestic tourists	31.69%	25.52%
Share of foreign tourists	68.31%	74.48%
<b>Total:</b>	<b>100.00%</b>	<b>100.00%</b>



# RIJEKA

Turistička zajednica grada Rijeke  
Rijeka Tourist Board

Chart 2 Percentage share of domestic and foreign tourists in arrivals and overnight stays in 2020

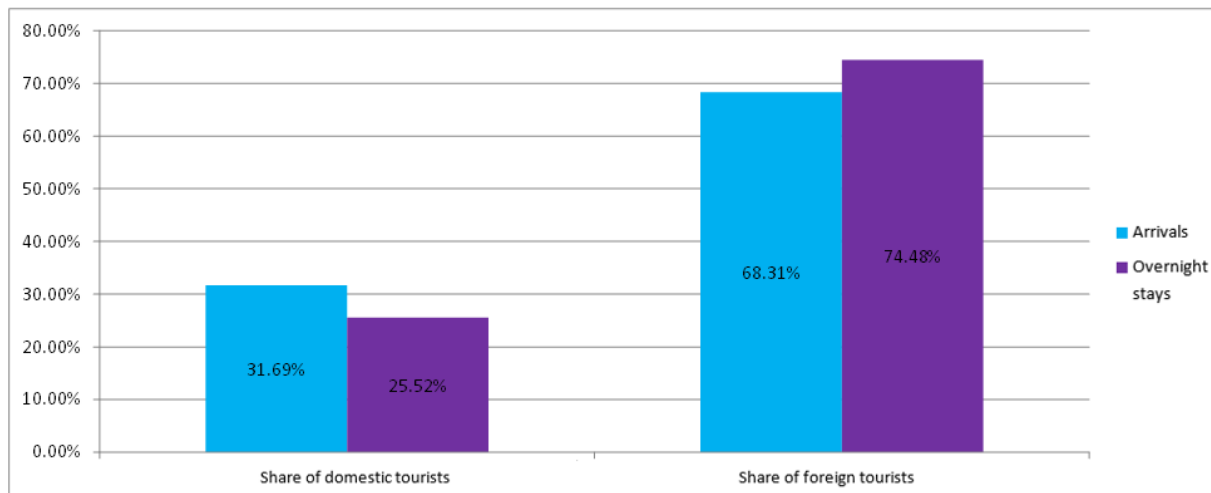
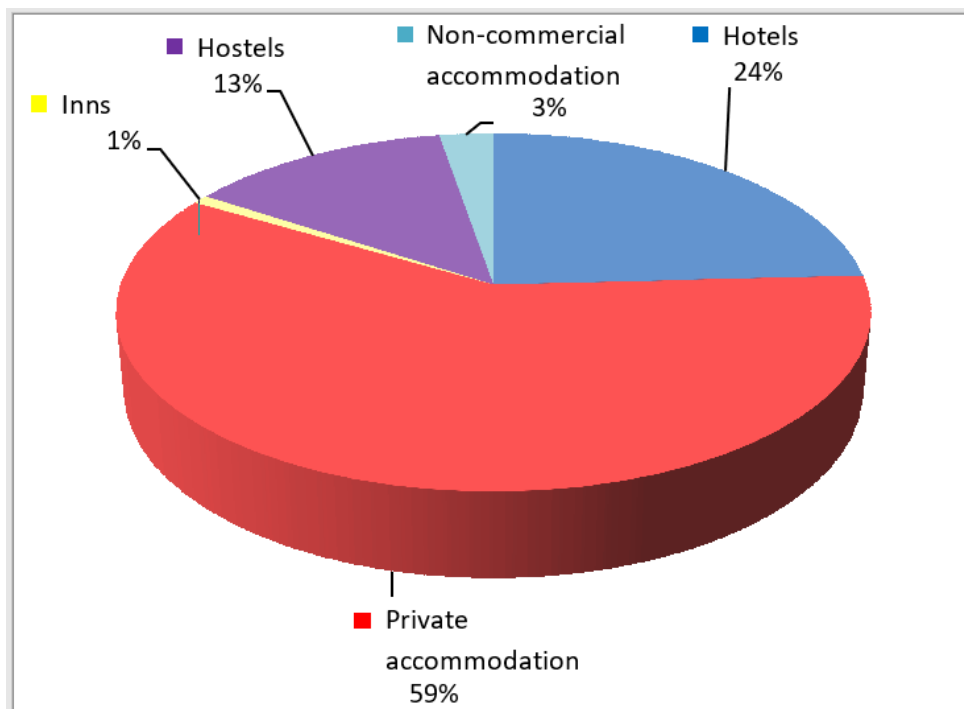


Chart 3 Arrivals according to the type of accommodation in 2020





# RIJEKA

Turistička zajednica grada Rijeke  
Rijeka Tourist Board

Chart 4 Overnight stays according to the type of accommodation in 2020

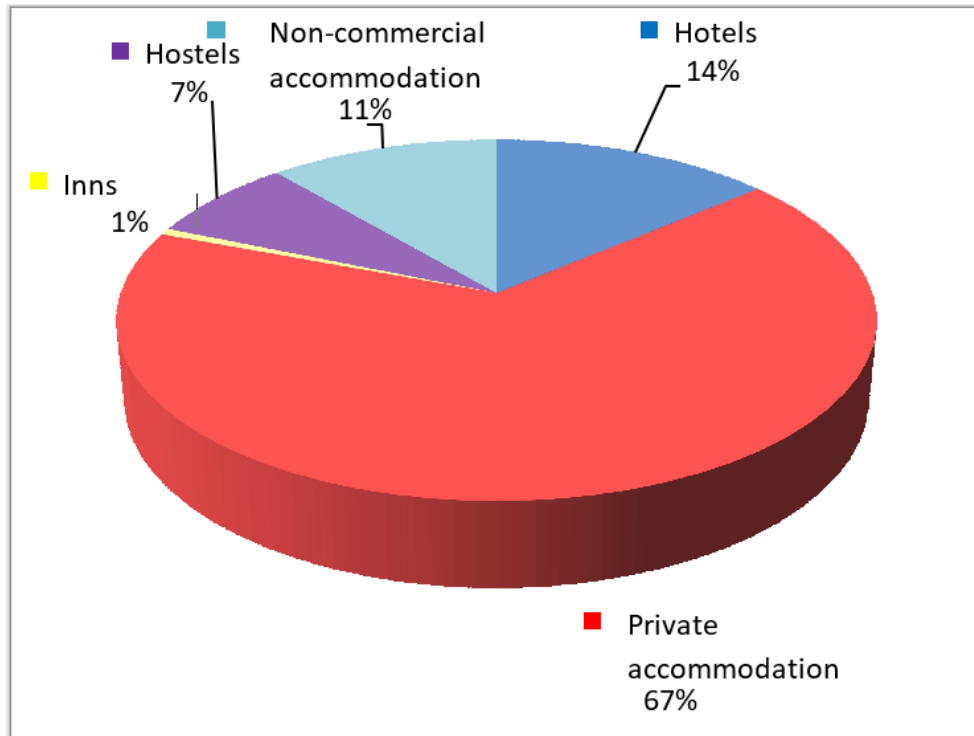
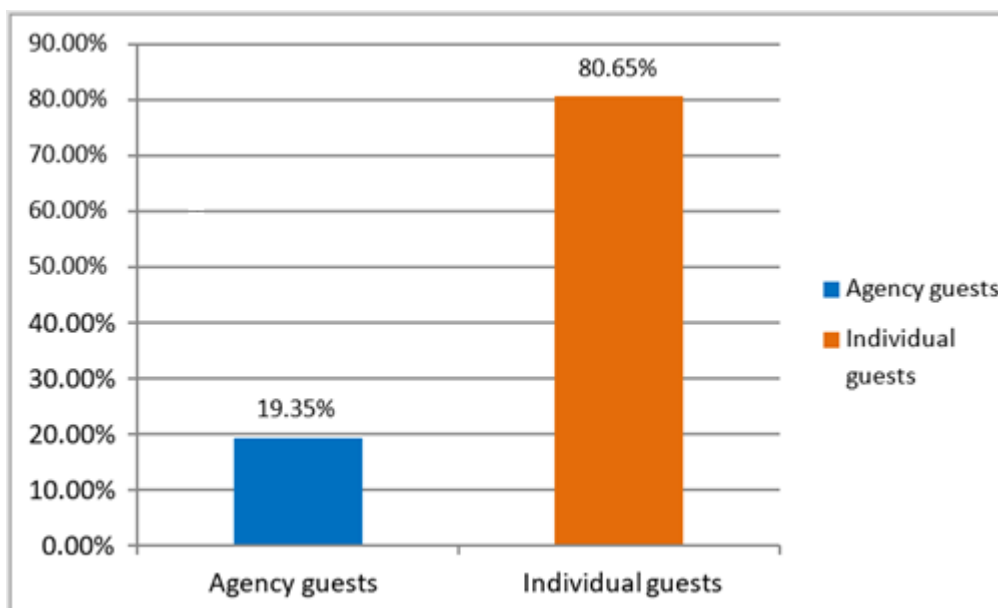


Chart 5 Percentage share of tourists according to the type of arrival in 2020



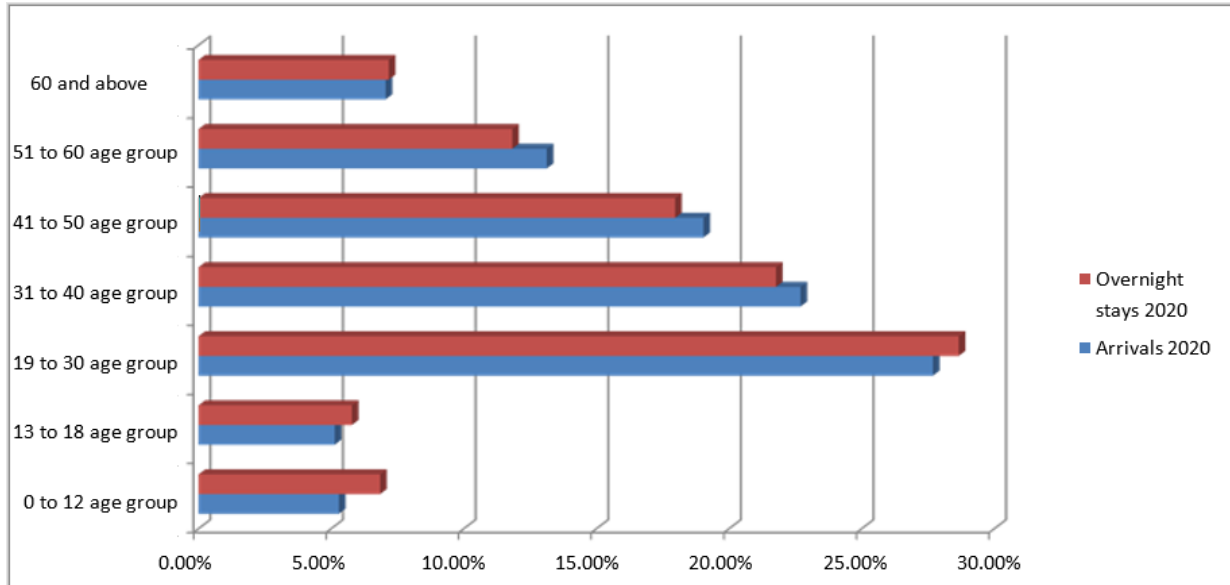




# RIJEKA

Turistička zajednica grada Rijeke  
Rijeka Tourist Board

*Chart 6 Percentage share of tourists according to age group in 2020*



Note: data taken from the eVisitor information system.  
Rijeka, January 2021